


DRILL CHUCK



35



Robust design. All wearing parts, such as jaws, threaded ring, front part of chuck body and key are made from case-hardening steel and hardened. High gripping power.



KEYLESS

SIZE	CAPACITY	JACOB'S TAPER
13 mm	0 - 13 mm	No. 6
16 mm	3 - 16 mm	No. 6

MTI-13XH-J6
MTI-16XH-J6


KEY TYPE

SIZE	CAPACITY	JACOB'S TAPER
1/4"	1/64"-1/4"	No. 1
3/8"	1/32"-3/8"	No. 2
1/2"	1/32"-1/2"	No. 6


THREAD
3/8-24
1/2-20
1/2-20

DRILL SLEEVES

1MT - 2MT DS-1-2
2MT - 3MT DS-2-3
3MT - 4MT DS-3-4
4MT - 5MT DS-4-5



TAPER ARBORS



2MT - J1 DCA-2MT-J1
2MT - J2 DCA-2MT-J2
2MT - J6 DCA-2MT-J6
3MT - J6 DCA-3MT-J6

im
a.